

DIRECT-REPLACEMENT
ATS/TS STABILIZER
INSTALLATION GUIDE



JEEP WRANGLER JL (18+)

983-02-148 - 2.0 Factory Race Series ATS Stabilizer

985-02-127 - 2.0 Performance Series TS Stabilizer

JEEP WRANGLER JL (18+)

2.0 Factory Race Series ATS Stabilizer:
983-02- 148

2.0 Performance Series TS Stabilizer:
985-02- 127

Thank you for choosing FOX direct-replacement products for your vehicle. FOX products are designed, tested, and manufactured by the finest professionals in the industry.

FOX recommends that you become completely familiar with the handling characteristics of your modified vehicle before operating it under rigorous conditions, helping to avoid potential rollover situations and other loss of control events. FOX further recommends that you use appropriate protective equipment at all times when operating your vehicle.

To achieve the best performance and product longevity, periodic service and maintenance is required. Please refer to the Service and Upgrades section for more information.

RIDEOFox.COM 750 VERNON WAY SUITE 101. EL CAJON, CA 92020 USA

SAFETY INSTRUCTIONS

WARNING

- FOX direct-replacement shocks and steering stabilizers are designed to fit and allow proper clearance with the stock suspension. If aftermarket suspension components are installed it is the customers responsibility to ensure that at full cycle the suspension clears the FOX shocks.
- Proper installation and service procedures are essential for the safe and reliable installation of chassis parts, requiring the experience and tools specially designed for this purpose. Installation and maintenance procedures for this product must be performed by a qualified service technician, to avoid potentially unsafe vehicle handling characteristics, which may result in **SERIOUS INJURY** or **DEATH**.
- Modifying your vehicle's suspension and/or steering will change the handling characteristics of your vehicle. Under certain conditions, your modified vehicle may be more susceptible to loss of control or rollover, which can result in **SERIOUS INJURY** or **DEATH**. Thoroughly familiarize yourself with the modified vehicle handling characteristics before any rigorous vehicle operation. Wear body protective gear including head protection when appropriate. Installation of vehicle roll bars or cage is highly recommended.
- FOX direct-replacement shocks and steering stabilizers are gas-charged and are highly pressurized. Placing shocks in a vise or clamp, applying heat, or attempting to open or service the shock without the proper tools and training can result in **SERIOUS INJURY** or **DEATH**. Do not attempt to modify, puncture or incinerate a FOX direct-replacement shock absorber.
- Any attempt to misuse, misapply, modify, or tamper with any FOX product voids any warranty and may result in **SERIOUS INJURY** or **DEATH**.

INSTALLATION GUIDELINES

⚠ WARNING

- Always use a chassis lift for the installation of shocks or stabilizers, and make certain that the raised vehicle is securely attached to the lift to prevent the vehicle from slipping, falling, or moving during the installation process.
- DO NOT install any FOX product without the necessary special tools, expertise and chassis lift, or you will subject yourself to the risk of **SERIOUS INJURY or DEATH**. If you elect to not use a chassis lift (which election may result in **SERIOUS INJURY or DEATH**), ensure that the vehicle is on level ground, that all tires on the ground during installation are blocked to prevent vehicle movement, that at least two tires are on the ground at all times, and that adequately secured jack stands are used to support the vehicle. NEVER get under the vehicle until you have checked to ensure that the vehicle will be stable during installation.
- FOX direct-replacement shocks and steering stabilizers are designed to fit your vehicle's stock mounts with no

modifications with the exception of reservoir placement on specific models and applications.

INSTRUCTIONS

1. Please read the **INSTALLATION GUIDELINES** for instructions on how to properly lift and secure the vehicle.
2. Remove stock steering stabilizer and front axle bracket. Retain stock hardware for re-use (Figs. 1,2).



Fig. 1



Fig. 2

3. Attach FOX replacement bracket to stabilizer mounting adapter using supplied $\frac{1}{4}$ " bolts. One drop of maximum strength (red) threadlocker is highly recommended on each bolt. Torque each bolt to 12 ft-lbs. (Figs. 3,4,5).



Fig. 3



Fig. 4




Fig. 5

4. Install FOX replacement axle bracket onto the front axle re-using stock hardware and re-torque to OEM specification. (Fig. 6)



Fig. 6

5. Install eyelet end of stabilizer in the stock tie rod location. Re-use stock hardware and torque to OEM specification. Turn the wheels to compress/extend the stabilizer shaft to assist with alignment.

ATS only: Make sure adjuster is pointed forward. Using supplied spacers, place the thicker spacer on the bottom of the eyelet. TIP: Turning the adjuster screw on the eyelet fully counter clockwise will make compressing/extending the stabilizer easier (Fig. 7).



Fig. 7




Fig. 8

6. Turn vehicle's wheels full lock in each direction, checking for adequate clearance at both ends and that the steering is limited by the stock steering stops, not the stabilizer. (See Figs. 8 & 9 for reasonable shaft clearance).



Fig. 9

7. Verify the stabilizer does not interfere with any vehicle functions or components (suspension, driveline, engine, etc.) through entire range of steering and suspension travel.

ATS only: If stabilizer reservoir interference exists, the reservoir can be rotated for adequate clearance. To rotate, loosen the pinch bolt on L-bracket between stabilizer and stabilizer mounting adapter, then rotate reservoir as needed. Torque pinch bolt to 12 ft-lb. One drop of medium strength (blue) threadlocker is highly recommended on pinch bolt treads. (Fig. 10).



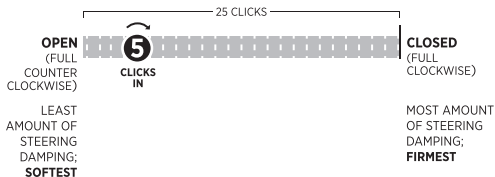
Fig. 10

8. Place vehicle on the ground and re-check that the stabilizer does not interfere with any vehicle functions or components (suspension, driveline, engine, etc.) through entire range of steering and suspension travel. Verify that the vehicle steers completely in both directions and is limited by the stock steering stops, not the stabilizer.

ADJUSTMENT (ATS ONLY)

The Factory Race Series 2.0 ATS Stabilizer is equipped with a slotted adjustment screw on the eyelet that affects steering damping. Turning the adjustment screw clockwise will increase damping, making steering more firm, while adjusting counterclockwise will decrease damping and steering resistance.

FOX FACTORY SETTING



FOX LIMITED WARRANTY

FOX Factory, Inc., a California corporation having offices at 130 Hangar Way, Watsonville, CA 95076 ("FOX"), makes the following LIMITED WARRANTY with respect to its suspension products:

LIMITED ONE (1) YEAR WARRANTY ON SUSPENSION PRODUCTS

Subject to the limitations, terms and conditions hereof, FOX warrants, to the original retail owner of each new FOX suspension product, that the FOX suspension product, when new, is free from defects in materials and workmanship. Unless otherwise required by law, this warranty expires one (1) year from the date of the original FOX suspension product retail purchase from an authorized FOX dealer or from a FOX authorized Original Equipment Manufacturer where FOX suspension is included as original equipment on a purchased vehicle. If law requires a warranty duration of greater than one (1) year, then, subject to the other provisions hereof, this warranty will expire at the end of the minimum warranty period required by such law.

TERMS OF WARRANTY

This warranty is conditioned on the FOX suspension product being operated under normal conditions and properly maintained as specified by FOX. This warranty is only applicable to FOX suspensions purchased new from an authorized FOX source and is made only to the original retail owner of the new FOX suspension product and is not transferable to subsequent owners. This warranty is void if the FOX suspension product is subjected to abuse, neglect, improper or unauthorized repair, improper or unauthorized service or maintenance, alteration, modification, accident or other abnormal, excessive, or improper use.

Should it be determined by FOX in its sole and final discretion, that a FOX suspension product is covered by this warranty, it will be repaired or replaced, by a comparable model, at FOX's sole option, which will be conclusive and binding. THIS IS THE EXCLUSIVE REMEDY UNDER THIS WARRANTY. ANY AND ALL OTHER REMEDIES AND DAMAGES THAT MAY OTHERWISE BE APPLICABLE ARE EXCLUDED, INCLUDING, BUT NOT LIMITED TO,

INCIDENTAL OR CONSEQUENTIAL DAMAGES OR PUNATIVE DAMAGES.

This limited warranty does not apply to normal wear and tear, malfunctions or failures that result from abuse, improper assembly, neglect, alteration, improper maintenance, crash, misuse or collision. This limited warranty gives the consumer specific legal rights. The consumer may also have other legal rights which vary from state to state or country to country. Some states and countries do not allow the exclusion or limitation of incidental or consequential damages or warranties, and if dictated by law the above limitations or exclusions may not apply to you. If it is determined by a court of competent jurisdiction that a certain provision of this limited warranty does not apply, such determination shall not affect any other provision of this limited warranty and all other provisions shall remain in full effect.

THIS IS THE ONLY WARRANTY
MADE BY FOX ON ITS SUSPENSION
PRODUCTS AND COMPONENTS, AND
THERE ARE NO WARRANTIES WHICH
EXTEND BEYOND THE DESCRIPTION
HEREIN. ANY WARRANTIES THAT
MAY OTHERWISE BE IMPLIED BY
LAW INCLUDING, BUT NOT LIMITED
TO, ANY IMPLIED WARRANTY OF
MERCHANTABILITY OR FITNESS FOR A
PARTICULAR PURPOSE ARE EXCLUDED.

SHOX NEED ♥ TOO

FOX SERVICE & UPGRADES

Have your FOX products serviced or upgraded by FOX technicians. Call our Truck & Off-road Service Center at 619.768.1800 or visit our website to explore service and upgrade options available for your vehicle. Once you've set up your service or upgrade, you will receive a return authorization number and shipping instructions.

COMPLETE SERVICE INTERVALS

- 100% street use: every 50,000 miles
- 50% street / 50% off-road use: every 10,000 miles
- 100% off-road use: every 1,000 miles

SERVICE MENUS & PRICING

Visit ridefox.com/orservice



RIDEFOX.COM 750 VERNON WAY SUITE 101. EL CAJON, CA 92020 USA
1.800.FOX.SHOX (369.7469) 619.768.1800 ORSERVICE@RIDEFOX.COM
PN 605-01-230 REV B AUGUST 2018