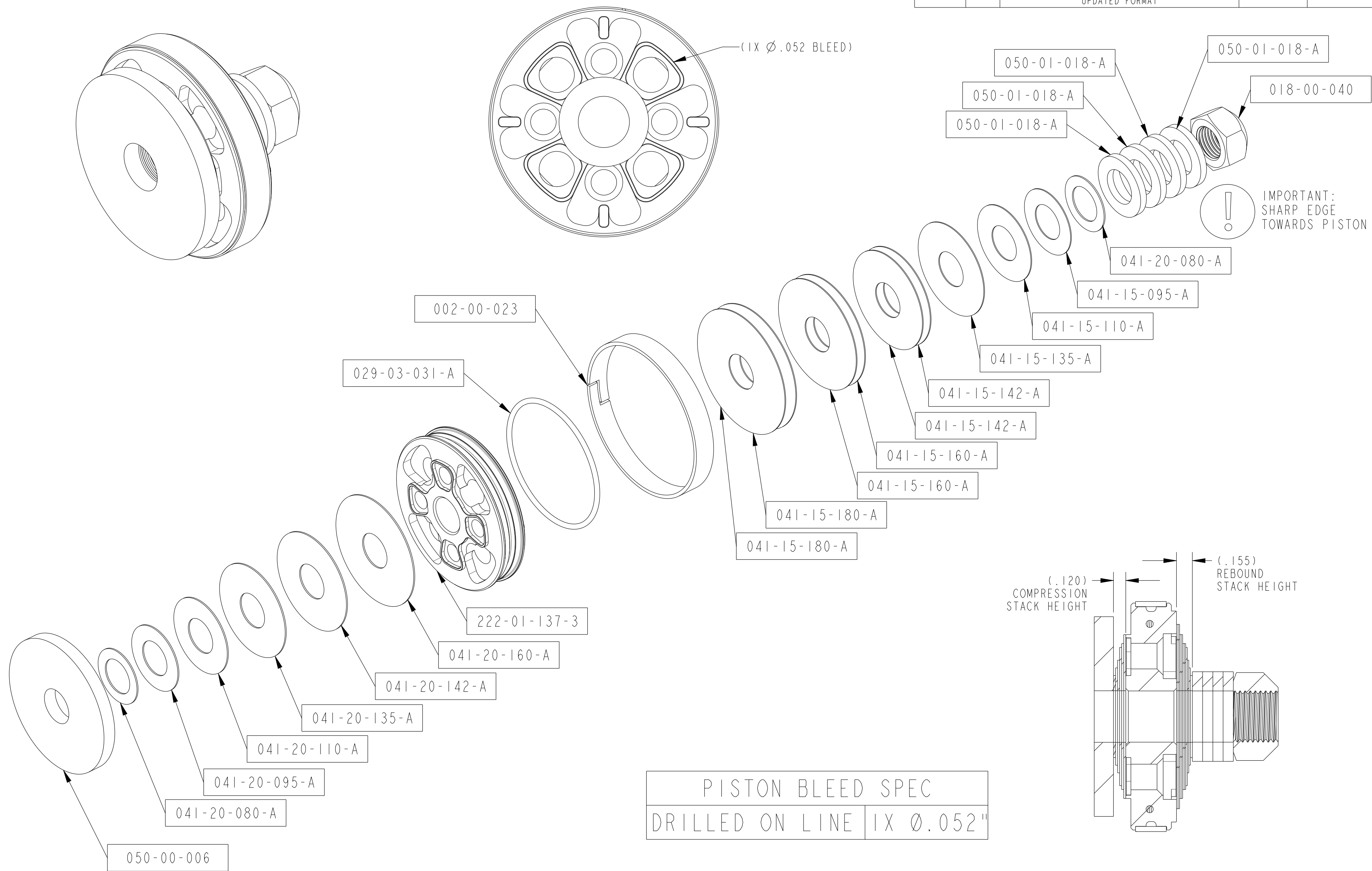


— PROPRIETARY —  
 THIS DOCUMENT CONTAINS CONFIDENTIAL, PROPRIETARY INFORMATION THAT IS FOX PROPERTY. DO NOT DISCLOSE TO OR DUPLICATE FOR OTHERS EXCEPT AS AUTHORIZED BY FOX.

REVISIONS				
ZONE	REV	DESCRIPTION	DATE	APPROVED
	A	RELEASE TO PRODUCTION	10-18-17	CR
	B	CORRECTED TOP OUT PLATE: WAS: 005-00-001 IS: 050-00-006, UPDATED FORMAT	9-29-22	NL



NOTES:  
 1. REFERENCE: 1,1 (ALL .020)/2,2,2 (1X .050 BLEED)  
 2. FIRST APPLICATION: 2.5 BUMP STOP

UNLESS OTHERWISE SPECIFIED DIMENSIONS ARE IN: INCHES [MM]		PER ASME Y14.5-2018		<b>FOX</b> FOX FACTORY, INC.	
DEV PROJECT #:		APPROVALS		TITLE	
TOLERANCES ARE: DECIMALS .XX [.X] ±.01 [0.25] .XXX [.XX] ±.005 [0.13]		DWN. BY C RAHDERS		10-18-17	
THIRD ANGLE PROJECTION		CHK. BY N LEONE		09-29-22	
		ENG. C RAHDERS		10-18-17	
		MFG.		SIZE C	
		QC.		DWG. NO. 807-24-323	
				PLOT SCALE: 1.50	
				SHEET: 1 OF 2	


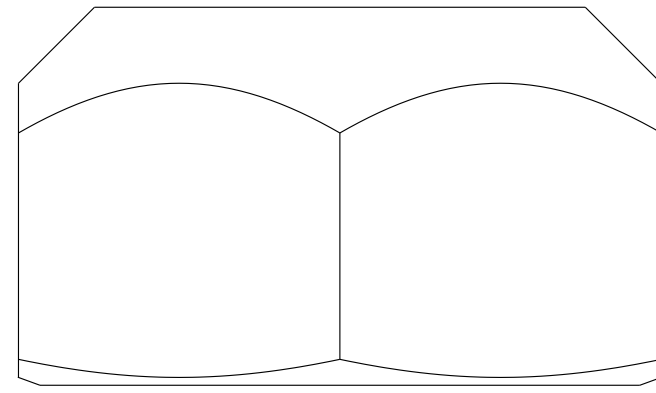
4

3

2

1

— PROPRIETARY —  
THIS DOCUMENT CONTAINS CONFIDENTIAL, PROPRIETARY  
INFORMATION THAT IS FOX PROPERTY. DO NOT DISCLOSE TO  
OR DUPLICATE FOR OTHERS EXCEPT AS AUTHORIZED BY FOX.



(4X) BACK UP WASHER

0.800 X .020

0.950 X .015

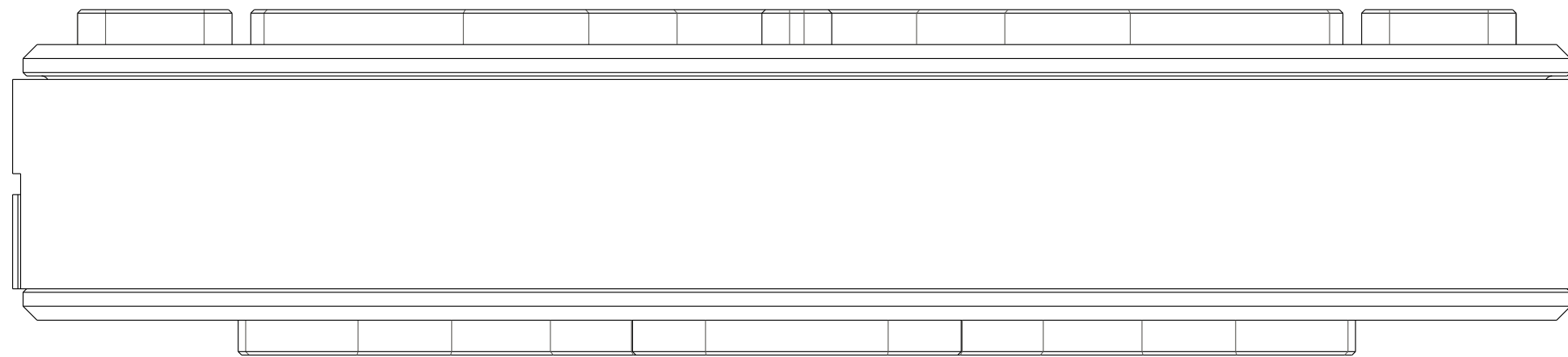
1.100 X .015

1.350 X .015

(2X) 1.425 X .015

(2X) 1.600 X .015

(2X) 1.800 X .015



1.600 X .015

1.425 X .015

1.350 X .015

1.100 X .020

0.950 X .020

0.008 X .020



TOP OUT WASHER

SIZE	DWG. NO.	REV
C	807-24-323	B
PLOT SCALE: DO NOT SCALE		SHEET: 2 OF 2

4

3

2

1