

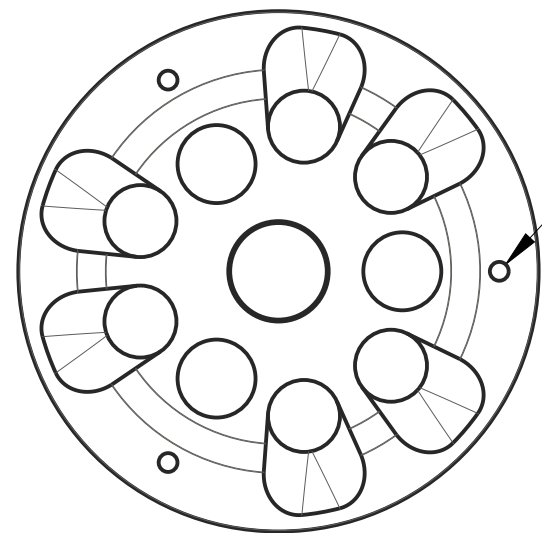
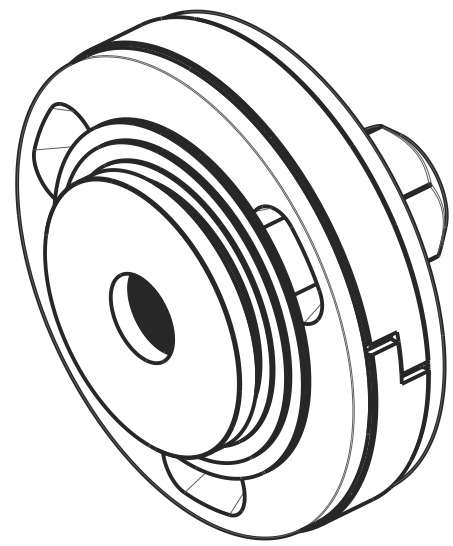
4

3

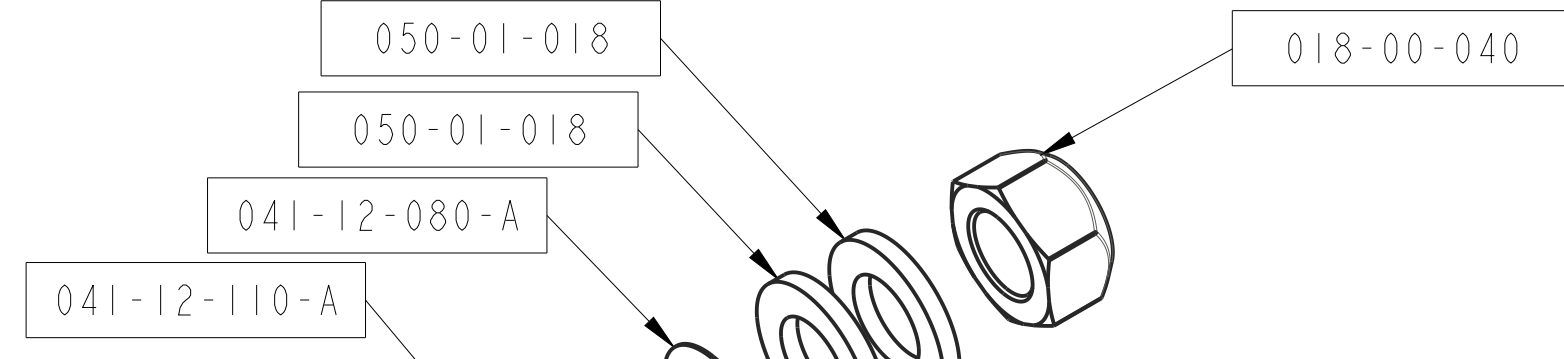
2

1

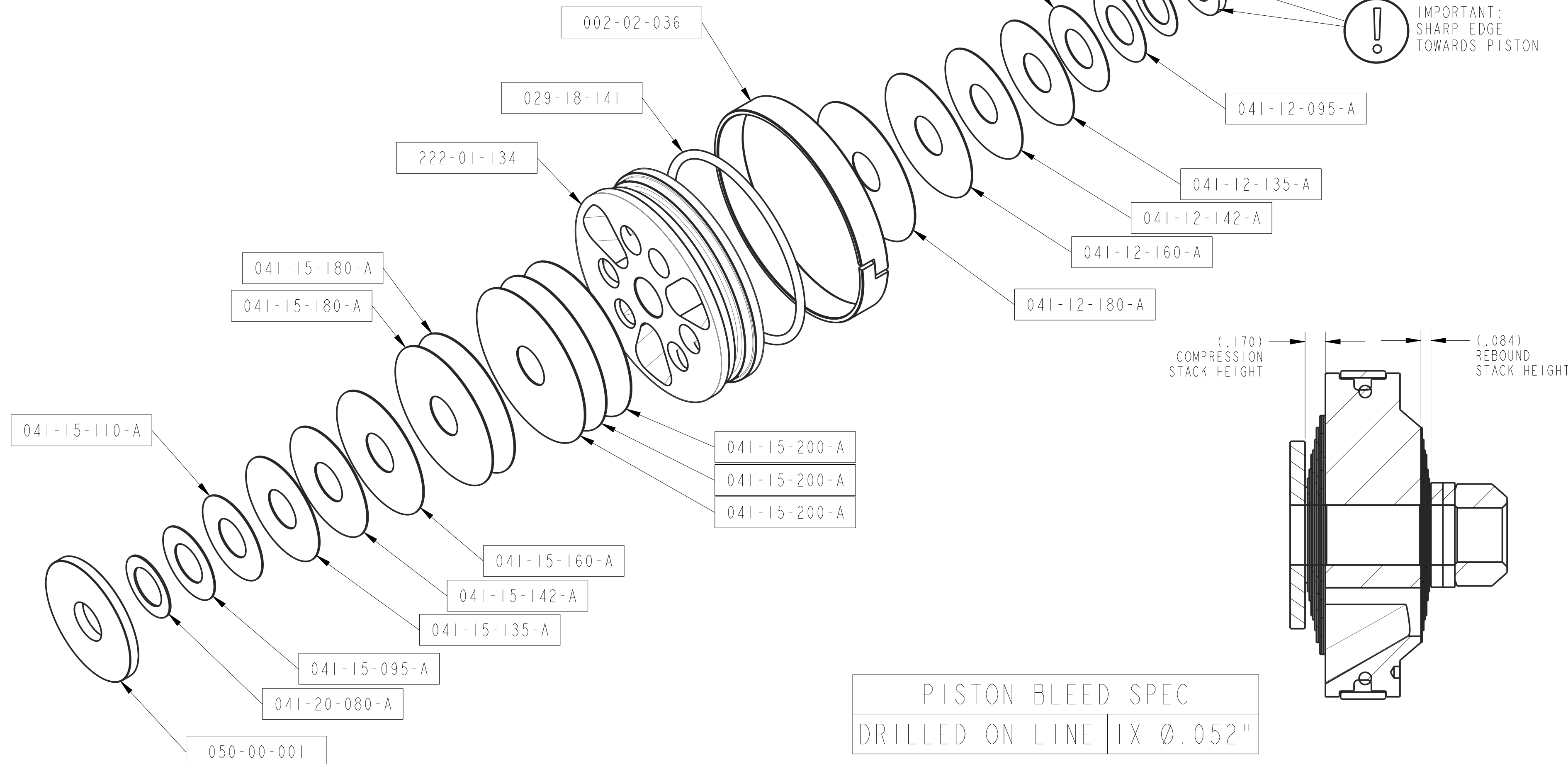
REVISIONS				
ZONE	REV	DESCRIPTION	DATE	APPROVED
	A	RELEASE TO PRODUCTION	10/11/17	CR



19 \varnothing .052 BLEED



! IMPORTANT:
SHARP EDGE
TOWARDS PISTON



PISTON BLEED SPEC
DRILLED ON LINE | 19 \varnothing .052"

- NOTES:
1. REFERENCE: 3,2/70 (19 \varnothing .052 BLEED)
2. FIRST APPLICATION: 3.0 SERIES EXTERNAL BYPASS

- PROPRIETARY -
THIS DOCUMENT CONTAINS CONFIDENTIAL, PROPRIETARY INFORMATION
THAT IS FOX PROPERTY. DO NOT DISCLOSE TO OR DUPLICATE
FOR OTHERS EXCEPT AS AUTHORIZED BY FOX.

UNLESS OTHERWISE SPECIFIED DIMENSIONS ARE IN: INCHES [MM]	PER ASME Y14.5M 1994
TOLERANCES ARE: DECIMALS .XX [.X] \pm .01 [0,25] .XXX [.XX] \pm .005 [0,13]	APPROVALS DWN. BY C RAHDERS CHK. BY ENG. C RAHDERS MFG. ADD.
THIRD ANGLE PROJECTION	DATE 10/11/17
	DATE 10/11/17
DO NOT SCALE DRAWING	

FOX FOX Factory, Inc.
130 Hangar Way, Watsonville, CA 95076 USA
Ph 831-768-1100
Fax 831-768-9312

TITLE
Valving Assembly:
3.0 Factory Series,
Tuned Combination 600

SIZE DWG. NO.
C 807-24-600

PLOT SCALE | .50:1 | SHEET 1 OF 2

4

3

2


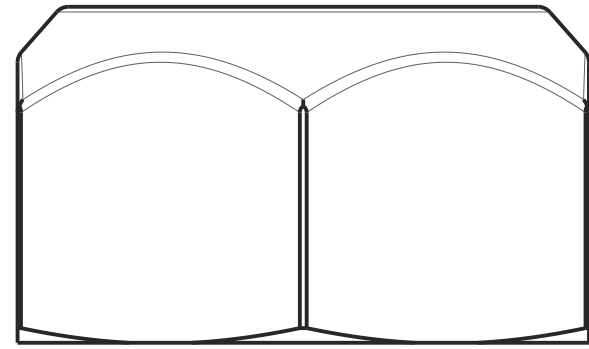
1

4

3

2

1



(2X) BACK UP WASHER



0.800 X .012



0.950 X .012



1.100 X .012



1.350 X .012




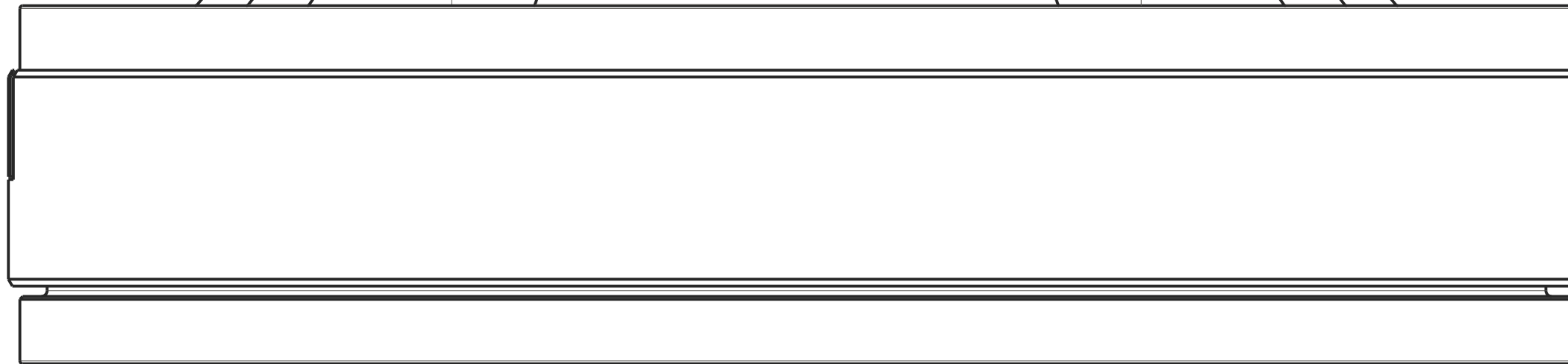
1.425 X .012



1.600 X .012



1.800 X .012



(3X) 2.000 X .015



(2X) 1.800 X .015



1.600 X .015.650



1.425 X .015



1.350 X .015



1.100 X .015



0.950 X .015



0.800 X .020



TOP OUT WASHER

D

D

C

C

B

B

A

A

- PROPRIETARY -
 THIS DOCUMENT CONTAINS CONFIDENTIAL, PROPRIETARY INFORMATION
 THAT IS FOX PROPERTY. DO NOT DISCLOSE TO OR DUPLICATE
 FOR OTHERS EXCEPT AS AUTHORIZED BY FOX.

SIZE C	DWG. NO. 807-24-600	REV. A
PLOT SCALE 1.50:1 SHEET		2 OF 2

4

3

2

1