



2003-2007 HY-35 Dodge Adjustable Waste Gate Kit

P/N# 1047154

***PLEASE READ ALL INSTRUCTIONS BEFORE INSTALLATION.
Please read the disclaimer before proceeding to install this unit.***

UNLESS AN EO# IS LISTED, THIS PRODUCT IS LEGAL IN CALIFORNIA FOR RACING VEHICLES ONLY, WHICH MAY NEVER BE USED UPON A HIGHWAY.

Introduction

The purpose of this kit is to allow the user to adjust the amount of boost pressure generated by their turbocharger. The larger diaphragm prevents waste gate creep and controls the waste gate much more efficiently.

Available Accessories

- *BD Super B turbo, BD Twin Turbo, BD Super B Special turbo*

Kit Contents

Part Number	Description	Qty.
3037-40	Rod End	1
1130141	5/16" Nut	1
1462445	Lock Nut	2
1453226	Actuator	1
1407153	Clamp	2
1407152	Circlip	1
1407155	Silicone Hose	9"

BD Engine Brake Inc.

Plant Address: Unit A10, 33733 King Rd, Abbotsford, BC, Canada V2S 7M9


U.S. Shipping Address: 88-446 Harrison St, Sumas, WA 98295 U.S. Mailing Address: P.O. Box 231, Sumas, WA 98295

Phone: 604-853-6096 Fax: 604-853-8749 Internet: www.bd-power.com

Installation

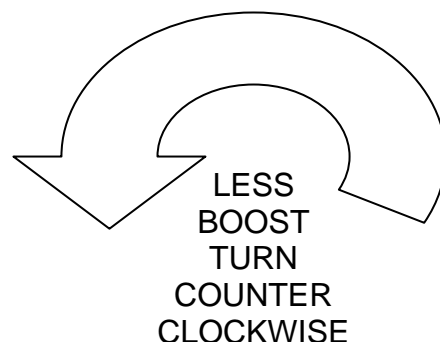
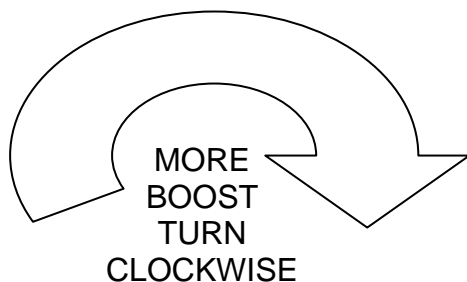
1. Remove the factory wastegate by using an 11mm socket or wrench to remove the nuts holding the wastegate to the compressor housing.
2. Remove the cir-clip. Be sure to save this as it will be re-used later.
3. Slide the wastegate off of the actuation rod and discard it. Note that you may need to apply air pressure to the wastegate cylinder to remove the wastegate.

4. Install the BD High Performance Wastegate. Use the new mounting nuts and re-use the old cir-clip. Be sure to orientate the wastegate hose inlet correctly, and install the wastegate adjustment locknut. A second circlip has also been provided in the kit.



5. Install the provided wastegate hose. Be sure not to kink or use too tight of a radius when connecting the hose.
6. To adjust the unit, loosen the lock nut and turn the rod end. Remember: the shorter the rod, the more boost pressure you will make. When looking at the rod end, turn the rod end clockwise for more boost pressure. The wastegate is pre-set to open at 30psi. Once you have set the boost pressure, re-install the circlip and tighten the lock nut.

Remember, for more boost pressure, shorten the wastegate rod, and for less boost pressure, lengthen the wastegate rod.



BD Engine Brake Inc.

Plant Address: Unit A10, 33733 King Rd, Abbotsford, BC, Canada V2S 7M9

U.S. Shipping Address: 88-446 Harrison St, Sumas, WA 98295 U.S. Mailing Address: P.O. Box 231, Sumas, WA 98295

Phone: 604-853-6096 Fax: 604-853-8749 Internet: www.bd-power.com